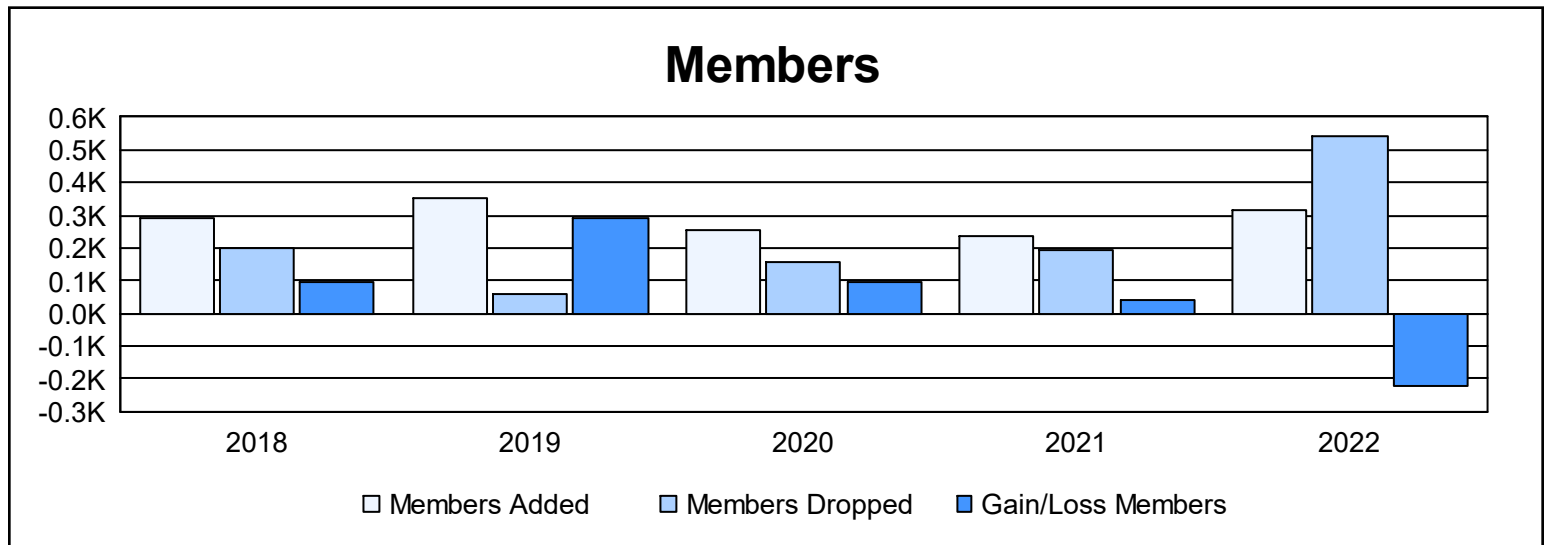
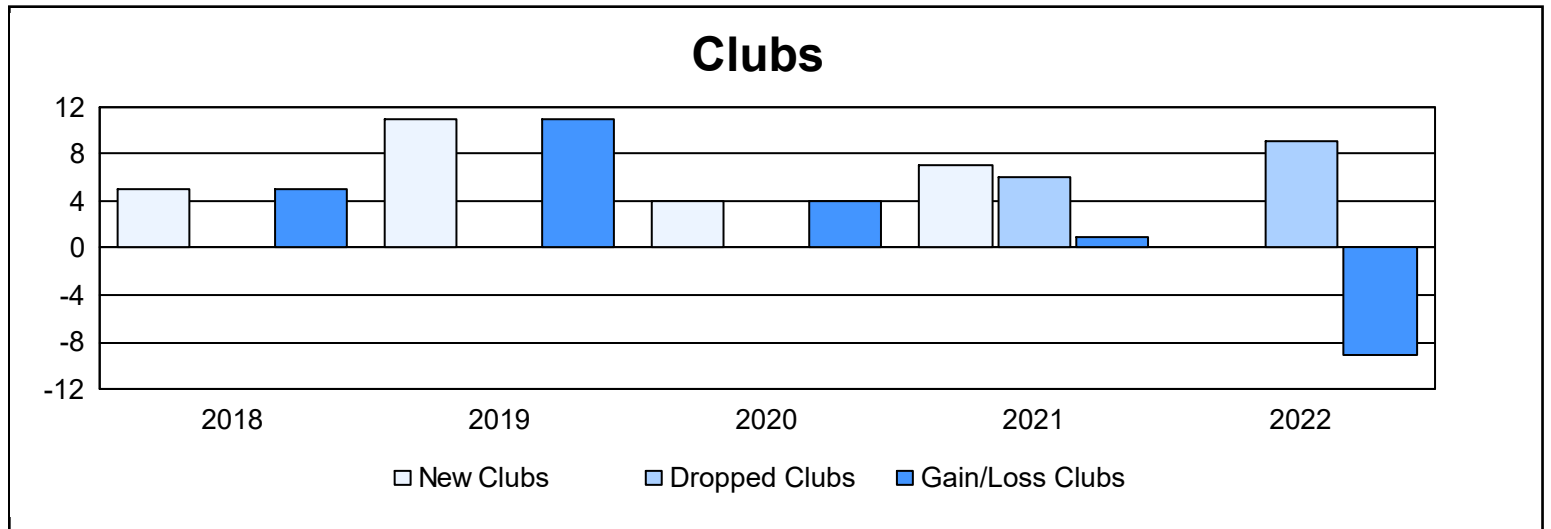
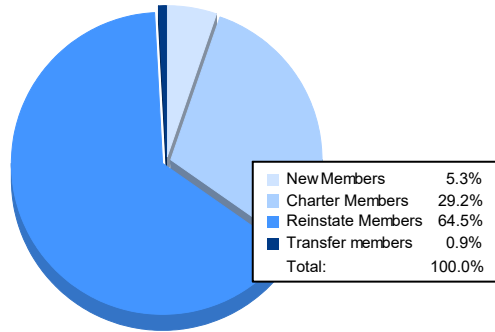


| Year | New Clubs | Dropped Clubs | Gain/ Loss Clubs | New Members | Charter Members | Reinstate Members | Transfer Members | Total Member Added | Total Members Dropped | Gain/ Loss Members |
|----------------|-----------|---------------|------------------|-------------|-----------------|-------------------|------------------|--------------------|-----------------------|--------------------|
| 2017-2018 | 5 | 0 | 5 | 131 | 145 | 18 | 0 | 294 | 200 | 94 |
| 2018-2019 | 11 | 0 | 11 | 65 | 283 | 4 | 0 | 352 | 62 | 290 |
| 2019-2020 | 4 | 0 | 4 | 165 | 87 | 3 | 1 | 256 | 159 | 97 |
| 2020-2021 | 7 | 6 | 1 | 24 | 214 | 1 | 0 | 239 | 196 | 43 |
| 2021-2022 | 0 | 9 | -9 | 17 | 93 | 205 | 3 | 318 | 539 | -221 |
| Average | 5 | 3 | 2 | 80 | 164 | 46 | 1 | 292 | 231 | 61 |



Membership Composition June 2022 Cumulative



Gender Composition June 2022 Cumulative

